



From Lab to Production,
Providing a Window into the Process



LCR Capillary Rheometer Accessory Reference



LCR Capillary Rheometer Accessory Reference Sheet

Below is a list of accessories that are essential for the maintenance and cleaning your LCR Capillary Rheometer. Regular maintenance and cleaning will help ensure accurate test results and the longevity of your machine. All products listed below are available for purchase at shop.dynisco.com

Cleaning Accessories



Pressure Transducer Port Cleaning Kit

PART NUMBER 8052-155


- » Includes all the tools to clean the pressure transducer ½–20 Process Connection Port
- » Includes Dykem Blue fluid used to coat metal to provide a glare-free, uniform color so scribes appear clear and sharp.



Barrel Bore Power Cleaning Kit

PART NUMBER 8052-97K

- » Includes rechargeable power drill, battery charger, and one special cleaning tool



Bore Cleaning Kit

PART NUMBER 8052-98S

- » Set of 3, used with 8052-97K
- » Tip used to score and clear plastic residue from the barrel



Bore Cleaning Rod

PART NUMBER 8052-99S

- » Set of 3
- » Rod extension for a power drill used to clean the whole depth of the barrel with a bore-cleaning tip



Charging Tool

PART NUMBER 7052-86

- » Used to pack in a polymer charge into an LCR's barrel



Patch Cleaning Tool with Knob

PART NUMBER 7052-87

- » Used with cotton patches to swab out an LCR's barrel of polymer after testing



Bore Brush Handle to be used with Bronze Scouring Brush B0555

PART NUMBER 0051-47

- » Used after thorough swabbing of the LCR's heating chamber. The bronze brush scores the surface of the barrel to clean out tough polymer residue
- » Bronze Scoring Brush not included, see below



Bronze Bore Brush to be used with 0051-47

PART NUMBER B0555

- » Replaceable scoring brush that can be threaded into the scoring rod. The bronze brush scores the surface of the LCR's internal barrel to clean out tough polymer residue
- » Bronze Scoring Rod not included, see above



Orifice Drill Bit Vise

PART NUMBER 0051-38C

- » Used to secure the drill bit in place while cleaning off polymer in the carbide orifice after a test



Loading Beaker - 20ml Pyrex

PART NUMBER GP0301

- » Used to weigh and hold polymer pellets for use in a Laboratory Capillary Rheometer



Pull Clip

PART NUMBER 2052-151

- » Used to positively locate and hold in position the Orifice/Die



Orifice Removal Socket

PART NUMBER 2052-157

- » Used to tighten or remove the LCR Die/Orifice



Orifice Holder Nut

PART NUMBER 2052-73

- » Used to hold the Orifice/Die in place while under pressure



Tool Rack

PART NUMBER 6052-16

- » Convenient tool organizer for all LCR-series operational and maintenance equipment
- » Does not include shown tools



Barrel Threaded Bottom Tap 3/4-10

PART NUMBER 8052-93

- » Used with thread oil to clean the threads at the bottom of the barrel where the Orifice/Die is inserted



Round Orifice File 12"

PART NUMBER 8052-94

- » Used to clean up metal burs or residual plastics on the LCR Orifice



Never Seize Compound

PART NUMBER 8052-95

- » Apply to threads of Die Orifice Holder Nut
- » Never seize compound is used to prevent the locking of the LCR Die Orifice Holder Nut in the bottom of the barrel even after hi-heat and pressure has been applied over time



Wire Brush for Die Nut Cleaning

PART NUMBER 8052-96



Fill Funnel

PART NUMBER 0051-80

- » Used in filling the barrel of a melt flow indexer with a polymer charge of predetermined weight and volume



Piston Assy for a 7000 with a standard barrel, ASTM OD (2052-300LL) and Piston Assy for a 7001/7002 with a standard barrel, ISO OD (2052-300LLS)

PART NUMBERS 2052-300LL and 2052-300LLS

- » Key component of any LCR unit, the piston extrudes a polymer by applying a steady, constant force into the barrel of the LCR, forcing it through the capillary



Cleaning Patches

PART NUMBER GP0103

- » Package of 1000 pieces, 2-1/4" diameter cotton
- » Used with the cleaning tool to remove the residual polymer from the LCR's heating chamber



Orifice Cleaner

PART NUMBER 8052-960



Coiled Cable

PART NUMBER 7052-56



Piston Assy for a 7001/7002 with a standard barrel, ASTM OD (6052-300) and Piston Assy for a 7001/7002 with a standard barrel, ISO OD (6052-300LLS)

PART NUMBERS 6052-300 and 6052-300LLS

- » Key component of any LCR unit, the piston extrudes a polymer by applying a steady, constant force into the barrel of the LCR, forcing it through the capillary

Calibration Tools



Barrel Bore Gauge

PART NUMBER 8052-65BG

- » Used to confirm Barrel Bore



Spare Orifice

- » Specify bore diameter, L/D ration & entrance angle

LCR 7000 & 7001 Options



Load Cells

Photo Shows Load Cell 1.5 kN: 7052-41, Others Include:


- » Load Cell 5 kN: 7052-42
- » Load Cell 10kN: 7052-43
- » Load Cell 15kN: 7052-49



Pressure Transducers

Photo Shows Pressure Transducer 1400 Bar: 8052-153MID, Others Include:

- » Pressure Transducer 50 Bar: 8052-150MID
- » Pressure Transducer 200 Bar: 8052-150M1ID
- » Pressure Transducer 700 Bar: 8052-151MID
- » Pressure Transducer 1000 Bar: 8052-152MID



Laser Micrometer Diameter "Die Swell" Measuring Device

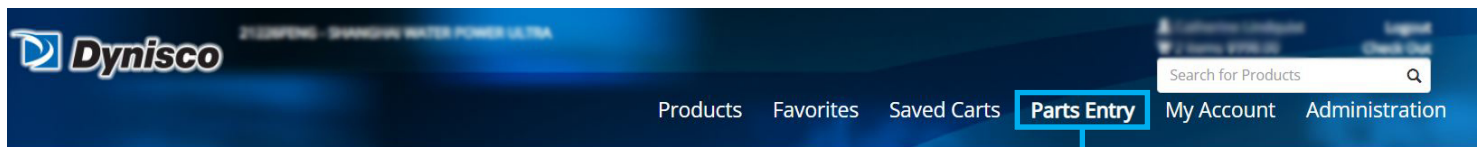
PART NUMBER D7052DS3

- » Used for measuring die swell, includes single axis laser micrometer, data collection board and special "swing out" mounting bracket
- » NOTE: the Laser Micrometer Diameter Measuring System is designed to be fitted in the LCR7000 & 7001 Series Capillary Rheometers. Not fittable on the LCR7002 Dual Bore Rheometer.



Dynisco eCommerce - Ordering Parts By Product ID

Entering in the part numbers of the accessories in this reference sheet into the Parts Entry tab allows you to order the parts you need directly online. An account is required to use the Dynisco eCommerce online shop. Log in or request an account at shop.dynisco.com.



Parts Entry

Navigate to Parts Entry tab

| Part | Qty | Description | Customer PN | Approximate Ship Date | Price |
|--|--------------------------------|--|-------------|-----------------------|-------|
| 1. <input type="text" value="8052-155"/> | <input type="text" value="1"/> | Pressure Transducer Port Cleaning Kit: Includes solid plug, 3/8" -20 tap with handle, seat prep tool with handle, Dykem steel blue layout fluid and carrying case KIT, XDUCER PORT CLEANING | | | |
| Comments: | | | | | |
| 2. <input type="text" value="7052-86"/> | <input type="text" value="1"/> | TOOL, CHARGING (LCR) TOOL, CHARGING (LCR) | | | |
| Comments: | | | | | |
| 3. <input type="text"/> | <input type="text"/> | | | | |
| Total | | | | | |

1 → Type part number here

← 2 Type quantity here

3 → No file chosen

Upload file with formatted part numbers