

Dynisco 1480 1/8 DIN Panel Indicator



Description

The 1480 is a Universal Pressure or Temperature Input Indicator with single or dual configurable alarms, as well as optional linear retransmission of displayed Process Variable. Ideal for use in Extrusion applications.

Features

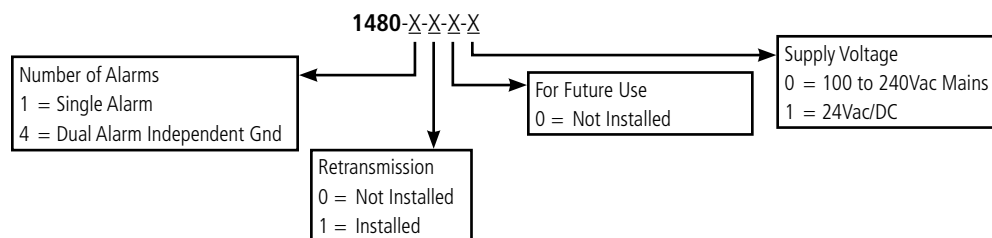
- Universal Input (Strain Gauge, Voltage, Current, Thermocouple or RTD)
- 2 Alarm Outputs
- Retransmission
- Min/max Value Hold

Features	
Output Configuration:	1 or 2 relay outputs, with optional linear retransmission
Alarms:	2 process high / low with adjustable hysteresis
Viewable Values:	Process variable, maximum value, minimum value
Human Interface:	3 button operation, 5 digit 13mm high display red, 2 alarm indicator

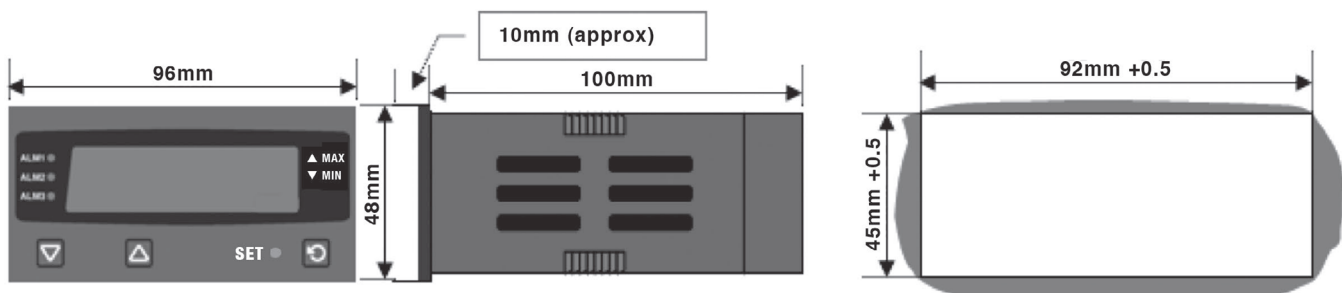
Performance Characteristics	
Output Configuration:	1 or 2 relay outputs, with optional linear retransmission
Alarms:	2 process high / low adjustable hysteresis
Viewable Values:	Process variable, maximum value, minimum value
Legends:	C°/F° LED
Human Interface:	3 button operation, 4 digit 13mm high display red, (color change on alarm), plus 1 set-up, 2 alarm indicator
Input Thermocouple:	J, K, C, R, S, T, B, L, N
RTD:	3 Wire PT100, 50Ω per lead maximum (balanced)
Strain Gauge:	350 Ohm Strain Gauge
Bridge Connection:	4 or 6 wire (6 to use internal shunt cal switch)
Bridge Excitation:	10V ±7%
Bridge Sensitivity:	1.4 to 4 mV/V
Input Signal Span:	-25 to 125% full scale (approximately -10mV to +50mV) Calibration switch between CAL2 & CAL1 terminals
Shunt Value:	From 40 to 100%
Display Scalable:	-1999 to 99999, with adjustable decimal point
DC Linear:	0 to 20mA, 4 to 20mA, 0 to 50mV, 10 to 50mV, 0 to 5V, 1 to 5V, 0 to 10V, 2 to 10V
Input Impedance	>10MΩ for Thermocouple and mV ranges, 47KΩ for V ranges and 5Ω for mA ranges
Accuracy:	±0.1% of input range ±1LSD (T/C CJC better than 1°C)
Sampling:	4 per second, 14 bit resolution approximately (250ms sample time)
Sensor Break Detection:	<2 seconds (except zero based DC ranges), high alarms activate for T/C, RTD and mV ranges, low alarms activate for mA or V ranges
Strain Gauge Sensor:	Set to either high or low alarm

Outputs & Options	
Alarm Relays:	Contacts Single Relay SPDT 2 Amp resistive at 240V AC, >500,000 operations. Latching or non-latching. Duel Relay SPST 2 Amp resistive at 240V >200,000 operations. Reinforced safety isolation from inputs and other outputs.
DC Linear Retrainsmit	
Outputs:	0 to 20mA, 4 to 20mA into 500Ω max, 0 to 10V, 2 to 10V, 0 to 5V into 500Ω min. Accuracy $\pm 0.25\%$ at 250Ω (degrades linearly to 0.5% for increasing burden to specified limits)
Logic Input:	External reset of latched relay, stored alarm 1 elapsed time, stored min/max PV values or initiate tare function. Action occurs on high (3 to 5VDC) to low <0.8VDC, or Open to Closed transition
Operating & Environmental	
Temperature & RH:	0 to 55°C (-20 to 80°C storage), 20 to 95% RH non-condensing
Power Supply:	110 to 240V $\pm 10\%$ (90 to 264V) 50/60Hz 7.5VA (optional 20 to 48V AC 7.5VA/22 to 65V DC 5 watts)
Front Panel Protection Standards:	IEC IP66 (Behind panel protection is IP20) CE. Pollution Degree 2, Installation Category II

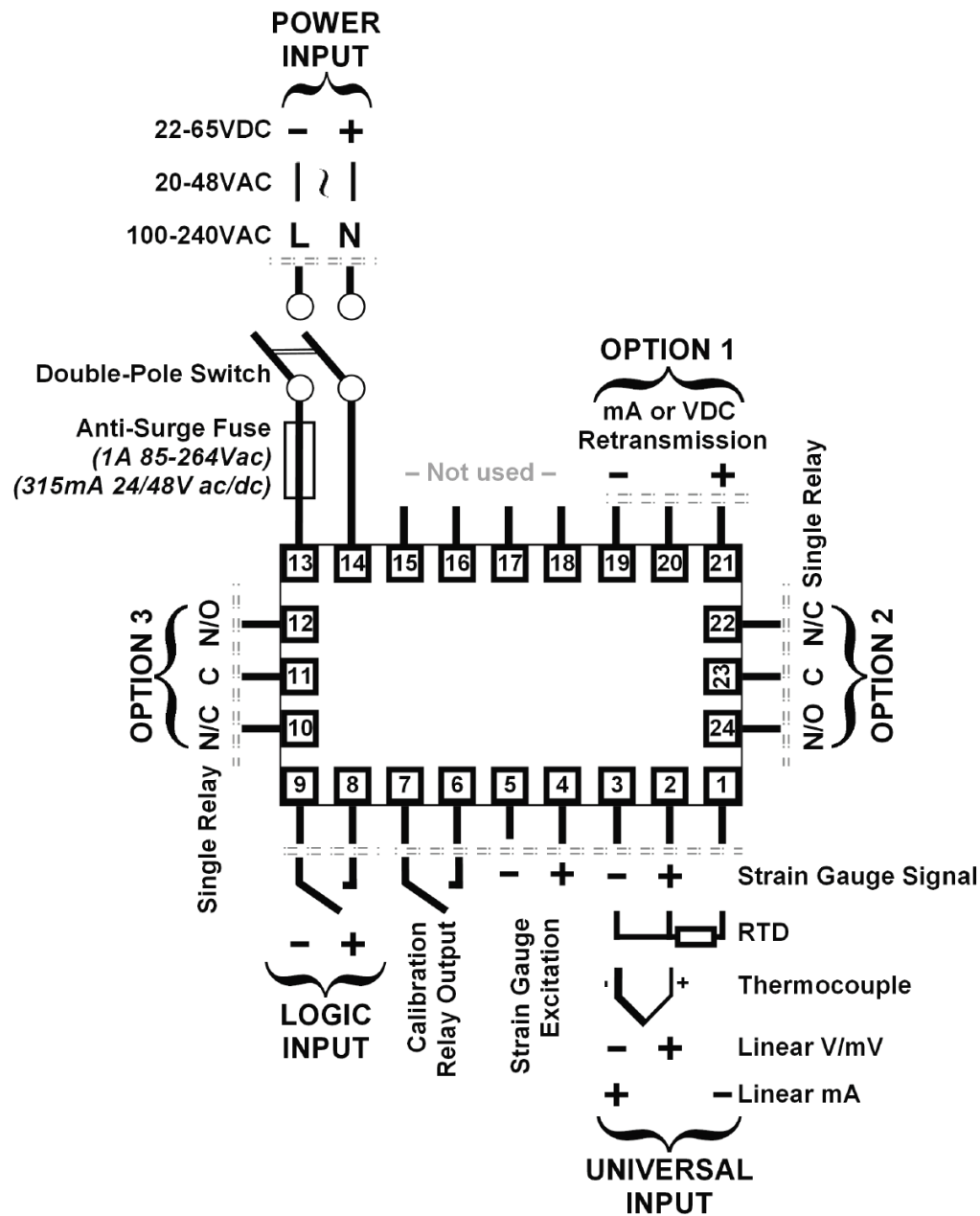
Ordering Guide



Dimensions



Wiring Label/Rear Terminals



All dimensions are in inches (millimeters).
 ©2016. Dynisco reserves the right to make changes without notice.
 Refer to www.dynisco.com for access to Operator Manual and other support documentation.
 DDS276084 DOC110813



www.dynisco.com



Dynisco

38 Forge Parkway
Franklin, MA 02038
USA

Hotline 1-800-Dynisco
www.dynisco.com
Phone +1 508 541 9400
Fax +1 508 541 6206
Email infoinst@dynisco.com

Dynisco Europe, GmbH

Pfaffenstr. 21 Phone +49 7131 297 0
74078 Hellbronn Fax +49 7131 297 166
Germany Email dyniscoeurope@dynisco.com

Dynisco Shanghai

Building 7A, No. 568
Longpan Rd Malu
Jiading, 201801 China

Phone +86 21 34074072-819
Toll Free +86 400 728 9117
Fax +86 21 34074025